

Description

1Control SOLO FILO is an electronic device which permits remote operation of a radio-controlled automation, such as a gate or a garage, using a smartphone.

Specific functions

An automation controlled by SOLO FILO can be shared with other users.

An administrator user can give and revoke the accesses of its automations to specific users.

Power supply from 12V to 24V AC-DC.

Features

SOLO FILO can control up to 4 different radio-controlled automations. It can be used by an infinite number of people/smartphones.

It is able to replace all fixed-code and main rolling-code radio-controls in the following frequency bands: from 433.0 MHz to 868.0 MHz, using the following modulations: AM and FM.

SOLO FILO communicates with the smartphone using the Bluetooth LE 4.0 protocol. No Internet connection is therefore needed to open the gate and garage.

Security

SOLO FILO ensures security and privacy because it is protected by a 6-figure PIN security code. This code is secret and is inside the pack. Intended for the administrator user.

Power supply

It accepts input voltages between 12V and 24V both in DC and AC. Using different voltages can irreparably damage the device.

Internally 1Control SOLO FILO operates at 3V voltage with a maximum current absorption of 50mA.



App

The "1Control SOLO" App is free and can be downloaded from the Stores for iPhone and Android.

It is compatible with the following systems:

- Smartphone iPhone 4S, 5, 5C, 5S, 6, 6Plus, 7, 7Plus with iOS 8 or later
- Smartphone Android with 4.3 system or later and Bluetooth LE 4.0

1Control SOLO app is able to manage more than one SOLO, SOLO PRO and SOLO FILO devices at the same time.

Operating distance

The max distance between SOLO FILO and an automation to be controlled varies according to the type of radio-control used. Normally such distance is between 20 and 30 metres.

The max distance between SOLO FILO and a smartphone varies according to the model of smartphone used and is normally about 15-20 metres.

Operating conditions

SOLO FILO is resistant to atmospheric agents, is rainproof, snowproof and resistant to sunrays. IP66 certified.

Pack contents

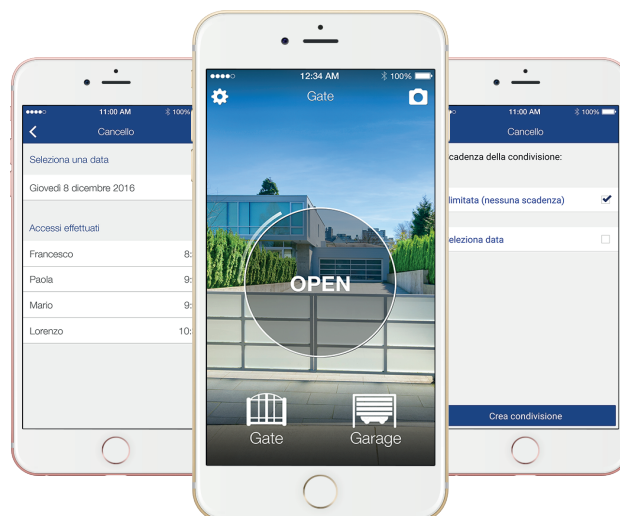
- 1 SOLO FILO device
- 1 wall and pole mounting bracket
- Screws
- Cable ties
- Waterproof cable
- Cable gland

Other details

- Dimensions: 39x102x134mm
- Weight (cable not included): 230g
- EAN Code 8056772850079

Access control

SOLO FILO allows an administrator user in possession of the PIN security code to share access to a stored automation.



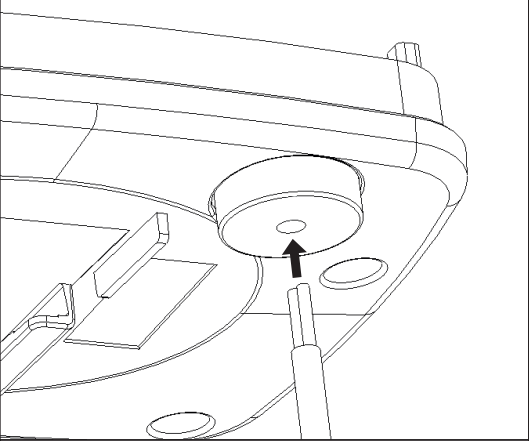
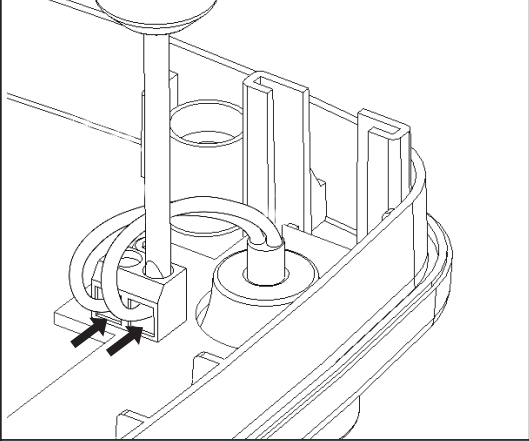
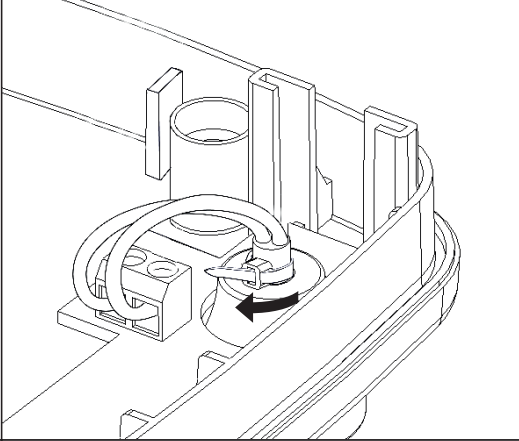
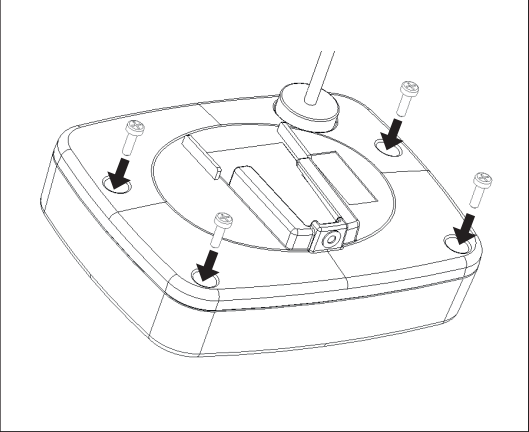
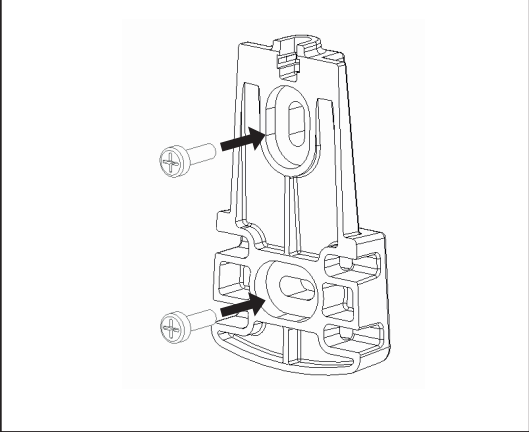
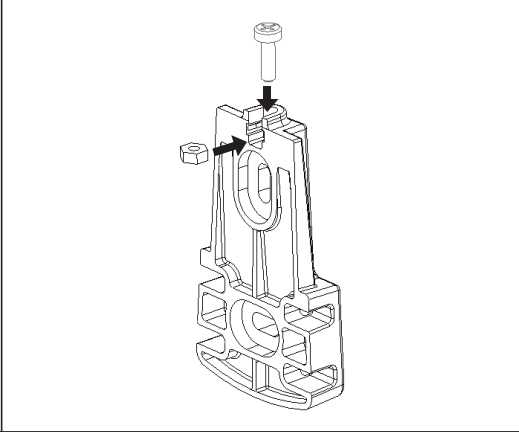
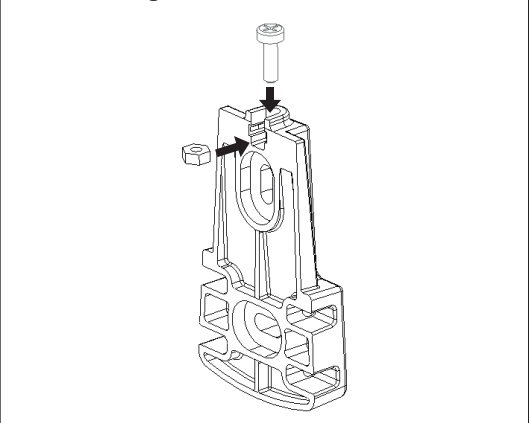
Registration

To be able to share or receive an access an Internet connection is needed on the smartphone being used.
To be able to share an access, registration is necessary following the guided procedure on the App.
Registration requires entering a valid phone number which is checked by sending a confirmation TXT to that number.
A registered user therefore corresponds to a phone number.
If a telephone is registered using the number of an already-registered phone, the latter is invalidated.
Only one registration per phone number is permitted by the system.
In case of disinstallation and reinstallation of the app, the phone number will have to be registered again.
Registration requires entering a name which will be visible to the other registered users.

Sharing

Once the administrator user and the user who has to receive the sharing are both registered, a gate or garage can be shared.
All the administrator user has to do is to select the gate or garage to be shared and click on "Share".
He/she must then enter the phone number of the user who has to receive the sharing. The selected user will be given the chance to control the shared gate or garage on his/her App without having to enter the secret PIN code.
A expiry date can be entered for the sharing being created, so that this is automatically disabled.
The sharing expires at 00:00 on the date of expiry set for the creation.
The administrator user can revoke a shared access at any time.
The revocation generally occurs in real time, but up to 24 hours may be needed for the revocation to take effect. The revocation of a sharing cannot be cancelled.
A user who has received a sharing can decide to relinquish it at any time.
This operation can be performed directly from the App. The relinquishment of a sharing cannot be cancelled.

Fitting instructions

<p>1 Fit the power cable in the cable gland</p> 	<p>2 Connect the power cables to the terminals</p> 	<p>3 Secure the cable with the clamp</p> 
<p>4 Close the SOLO and tighten the screws on the rear</p> 	<p>5a <i>Wall mounting</i> Fasten the support to the wall using anchor screws</p> 	<p>6a <i>Wall mounting</i> Secure the SOLO in the support using screw and nut</p> 
<p>5b <i>Pole mounting</i> Fasten the SOLO in the support using screw and nut</p> 	<p>6b <i>Pole mounting</i> Fit the clamps in the support and fasten them to the pole</p> 