

Smart Gate – SG33-4GA

INTRODUCTION

SG33-4GA is a new long range RFID reader featuring compact dimension, This innovative integrated reader is an all-in-one device that operates at a frequency range of 840-960 MHz and is an ideal solution for applications such as intelligent parking management and access control.

It includes a web interfaces that makes it easy to install and use. Additionally, the range of RF power is 10 to 27dBm which is adjustable remotely.



Technical Specifications

Operating Frequency	840-960 MHz
RF Power Output	10 to 27 dBm (adjustable via the web)
Read/Write Distance	Up to 7 m (tags dependent)
I/O Interface	1 relay output
Power Supply	DC 24V / 2A
Dimensions	500 mm × 200 mm × 26 mm

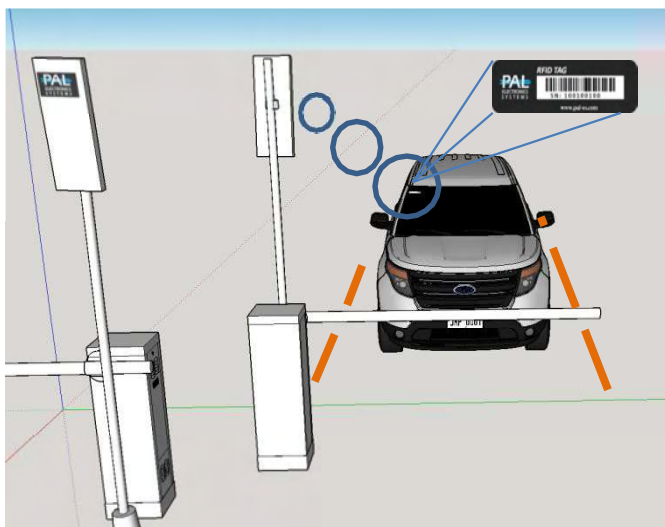
Applications

- Parking lot management.
- Vehicle access control
- Automatic weighing.

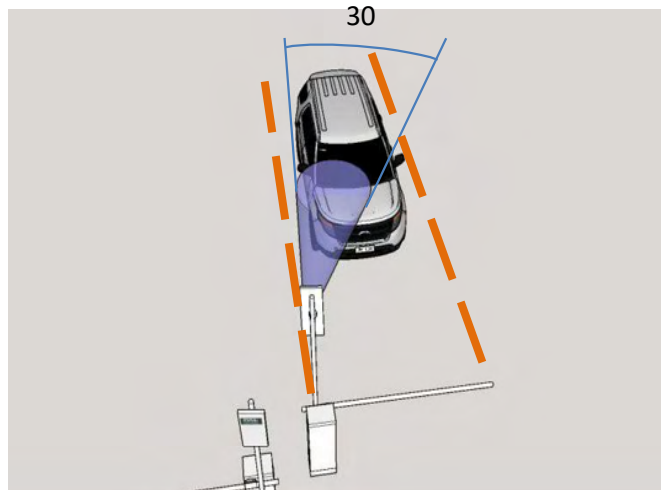
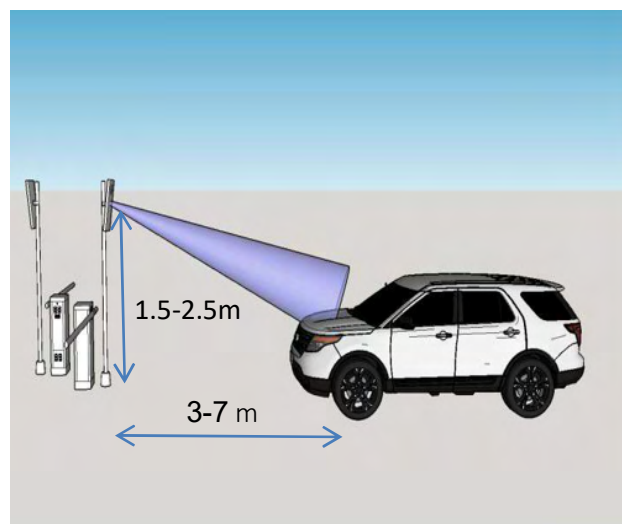
RFID Smart Gate Controller Installation Instructions

Each vehicle has unique RFID Identification sticker with it's own code.

Placing the sticker at the vehicle windshield should be **on the same side** as the antenna location at the site.



The sticker ID received by the transmitting antenna in the range of about 3 to 7 meters from the antenna base and depends on the environment. Height of the antenna should be about 1.5 to 2.5 from it's base.



The antenna is transmitting via cone of approximately 30 degrees.

Highlights

- Power supply should be 24V DC / 1A
- To improve the identification transmission it is desirable that the antenna and sticker at the vehicle will be parallel as possible.
- Placing the sticker at the vehicle windshield should be on the same side as the antenna location at the site.
- Maximum output relay load 60V/0.9A

In vehicles with a heated front window the sticker can not be placed behind the windshield and must be placed on a different place on the vehicle.

RFID Antenna connectors

Antenna down cable

Antenna up cable



Relay N.O
Maximum load 60V/0.9A

Input voltage
12V/2A VDC